

2A

Abraham Looks at the Sky – Puzzle (Preschool)

God told Abraham to go outside and count the stars if he could. His family would be as big as the stars in the night sky! Count the stars on this page. Write how many stars you count on the blank below. Then, color the page.




Number of stars on the page _____

2B

Count the Stars – Puzzle (Younger Elementary)

God told Abraham to go outside and count the stars if he could. His family would be as big as the stars in the night sky! Count the stars on this page. Circle them as you count. Write how many stars you count on the blank below.




Number of stars on the page _____

2C

How Many Stars in the Sky? – Puzzle (Older Elementary)

God told Abraham to go outside and count the stars if he could. His family would be as big as the stars in the night sky! Draw a circle around five stars close to each other. Continue until all the stars have been circled. Then, finish the math below. The answer will show you how many stars are visible in the sky without using a telescope!

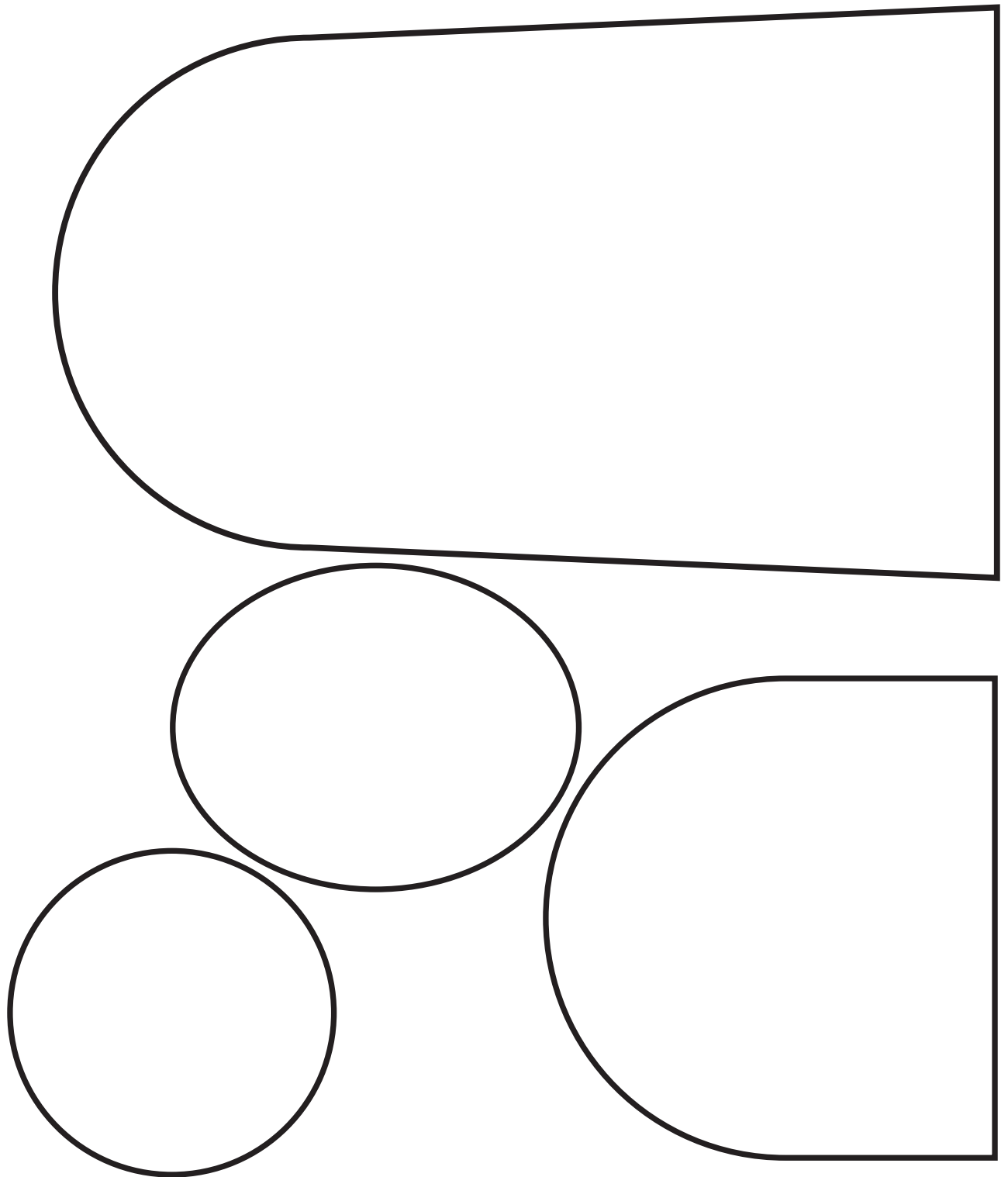


Stars on the page _____ times 180 = _____ stars in the sky

2D


Bible Story Puppets – Craft

Photocopy the page onto card stock. Then, cut out the shapes. Use the shapes to make Bible Story Puppets (see page 2e).




2E


Bible Story Puppets – Craft



Trace around the shape templates you made earlier onto construction paper.



Cut the shapes out of construction paper and arrange them as you see here.



Glue the pieces together using a gluestick. Add eyes, a mouth, and sleeves using a marker.

Cut hand shapes out of construction paper and glue them to your puppets.

Finally, attach a large craft stick to the back, using tape.