









9A

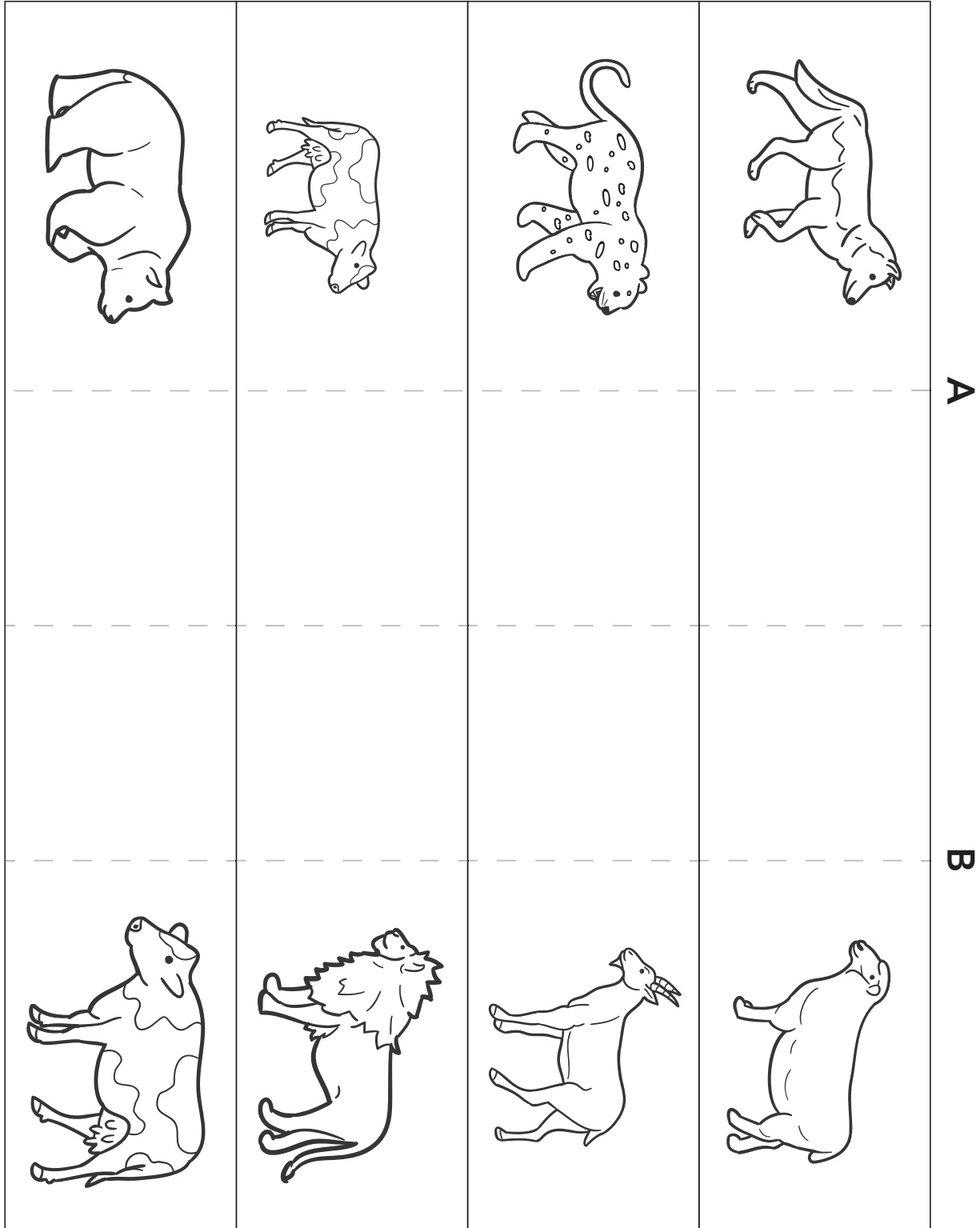
Animals Live at Peace – Coloring Page (Preschool)

Read Isaiah 11:6-9 in a Common English Bible. Then, draw a line between the pairs of animals mentioned in the passage.



Animal Fold-In – Puzzle (Younger Elementary)

Color the page. Fold the page on the dotted lines so that A and B meet. When you fold the page, you'll see a picture of God's kingdom as described in Isaiah 11:6-9.



9C

Write in Hebrew – Language Skill (Older Elementary)

The Old Testament was written in a language called Hebrew. Hebrew has its own alphabet. Look at the letters below. Copy the letters from this page onto a new sheet of paper.

ברכה



English words are written from left to right. Hebrew is written from right to left. Try writing the letters from right to left on your sheet of paper.

The word on this page is "bracha" which is the Hebrew word for blessing. It's a word which we see throughout the Bible, but especially in Genesis, chapter 12.

Add your Hebrew word to the classroom scroll you are making this month.

9D

My Flag of Peace – Craft

Look at examples of flags for different countries. Then, design a flag for your own peaceable kingdom.

