


7A

A Pot of Stew – Coloring Page (Preschool)


Connect the dots in the picture. Start at number 1. When the puzzle is finished, you'll see what Esau wanted to eat. Then color your page.



7B

Find the Beans – Puzzle (Younger Elementary)

Circle each bean as you find them. Then, color the page.



7C

Silly Story – Puzzle (Older Elementary)

Fill in the blanks using silly words. Then, find Genesis 25:29-34 in a Contemporary English Bible to learn the correct answers.

Once when Jacob was boiling _____, Esau came in
a food

from the field _____ and said to Jacob, "I'm starving!
adjective

Let me devour some of this _____ stuff." That's why his
a color

name is _____. Jacob said, "Sell me your birthright
a name

today." Esau said, "Since I'm going to die anyway, what
good is my _____ to me?"
a noun

Jacob said, "Give me your word today." And he
did. He sold his _____ to Jacob. So Jacob
a noun

gave Esau _____ and _____ stew. He ate, drank,
a food *a food*

got up, and left, showing just how little he thought of his
_____.
a noun

Fruit Parfaits – Snack

Use these directions to make a yummy snack to share as a class.

Ingredients:


- Pineapple pre-cut into bite-sized chunks
- 1 orange, peeled and cut into bite-sized chunks
- 1 apple, cut into bite-sized chunks
- Seedless red grapes, halved
- Seedless green grapes, halved
- Strawberry yogurt
- Vanilla yogurt
- Granola

Other supplies:

- Clear 16-oz. plastic cups
- Disposable spoons
- Disposable knives
- Paper or plastic plates
- Large serving spoons
- Serving bowls for pineapple, orange, and apple chunks; grapes; granola; and yogurt.

Directions:

- Wash hands. Wash apple and grapes.
- Peel oranges.
- Cut apples and oranges into bite-sized chunks on a paper or plastic plate.
- Slice grapes in half on a paper or plastic plate.
- Place pineapple, orange, and apple chunks in separate serving bowls.
- Place grapes, granola, and yogurt in separate serving bowls.
- Allow each kid in the class to make their own parfait using the ingredients they wish to add.



Color the letters on the page. Then, decorate the page by gluing seeds in interesting ways all around the words.

**GOOD KEEPS
PROMISES.**